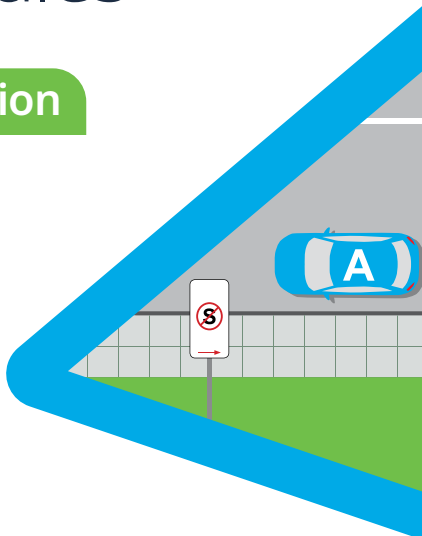



Five Misunderstood Road Rules

Parking Edition





This document does not constitute legal advice and is provided only as a guide to a subset of the *Road Rules 2019*. Road users must ensure they are familiar with the *Road Rules* and comply with the requirements of the law.

Contents

Introduction	1
1. Stopping or parking over driveways.....	2
2. Parking over driveways	4
3. Stopping or parking on footpaths or nature strips	5
4. Stopping and parking distance from intersections	7
5. Parallel parking.....	8

Feedback

Please send your feedback or comments to
rsac@stategrowth.tas.gov.au

Introduction

Some places are unsafe to stop or park a vehicle. Knowing where you can and cannot stop or park helps protect you, your passengers and other road users.

This brochure highlights five commonly misunderstood parking road rules in Tasmania to help you make safe and lawful parking decisions.

Made in collaboration with City of Hobart.

Useful references

- Tasmanian *Road Rules 2019*
www.legislation.tas.gov.au
- Tasmanian Road Rules Booklet –
www.transport.tas.gov.au/road_safety_and_rules/road_rules/tasmanian_road_rules
- Department of State Growth (Transport)
www.transport.tas.gov.au

Feedback

Send your feedback or comments to rsac@stategrowth.tas.gov.au.

1. Stopping and parking

Road Rules – 167, 168 and 169

The difference between ‘stopping’ and ‘parking’ is often misunderstood.

What is stopping?

To ‘stop’ a vehicle means to come to a complete stop and remain stationary. A vehicle is still considered stopped even if:

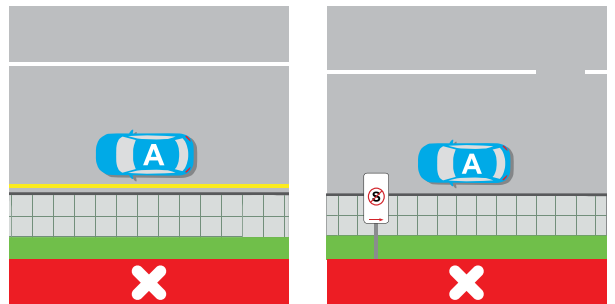
- the engine is still running
- the driver is present
- the driver has left the vehicle briefly

No stopping signs and yellow lines

A ‘no stopping’ sign or a yellow line means you must not stop or park in that area at any time.

Stopping and parking regulations apply even if you have your hazard lights on.

If it is illegal to stop or park in a place, hazard lights do not change this.





What is parking?

To 'park' a vehicle means to allow the vehicle to remain stationary, whether attended or not, except for the purpose of:

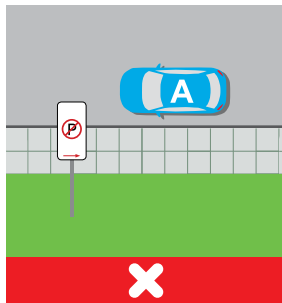
- avoiding conflict with other traffic
- complying with another law
- picking up or dropping off passengers or goods (for a maximum of two minutes)

No parking signs

You must not park in an area covered by a 'no parking' sign.

You can stop for up to two minutes when dropping off or picking up passengers or goods, provided you do not leave your vehicle.

If your car has a parking permit for people with disabilities, you can stop for up to five minutes.



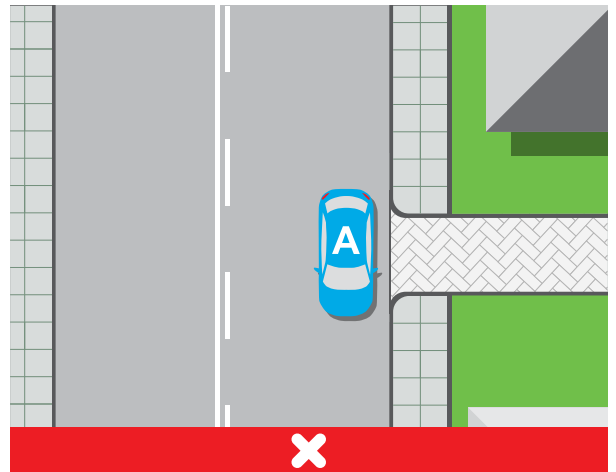
2. Stopping or parking over driveways

Road Rule – 198

You must not stop or park over a driveway, even your own.

You may only stop for up to two minutes when picking up off passengers or goods.

When a vehicle blocks a driveway, it can interfere with the safe movement of both vehicles and pedestrians.



3. Stopping or parking on footpaths and nature strips

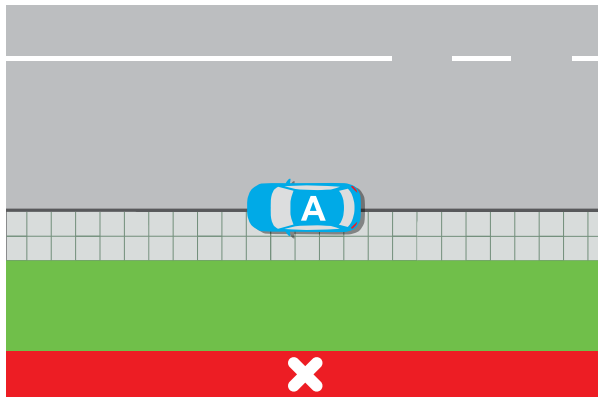
Road Rule – 197

Footpaths

You must not stop or park on a footpath.

This applies even if only part of your vehicle is on the footpath (for example, if only two wheels are on the footpath).

Footpaths are designed for pedestrians. Parking on them can force people onto the road and create a safety hazard.

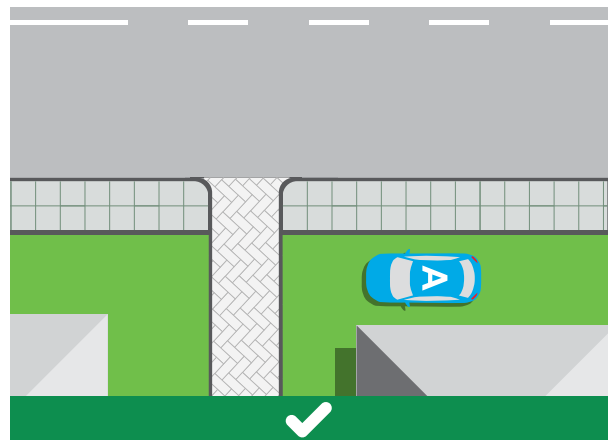
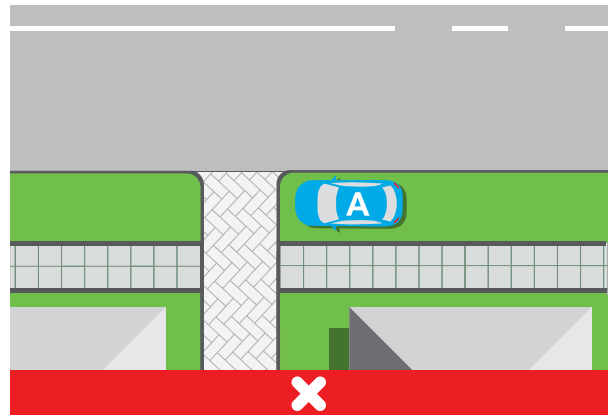


Nature strips

You may only stop or park on a nature strip if:

- it is in a built-up area
- it is directly outside your property
- you are not obstructing other road users

You must not park on a nature strip that is separate from your residence (for example, one separated by a footpath).



4. Stopping and parking distance from intersections

Road Rule – 170

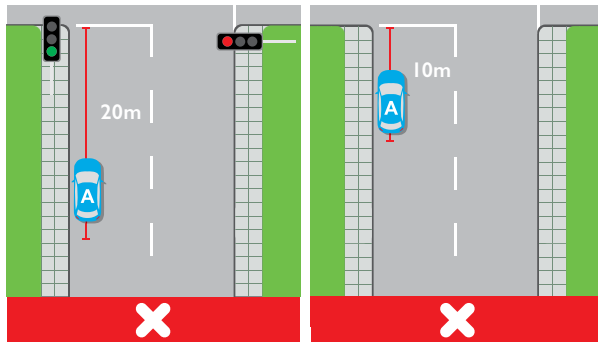
You must not stop or park too close to an intersection.

These rules apply even if there are no yellow lines or 'no stopping' signs.

Parking or stopping too close to intersections can create safety issues, as it can prevent drivers or pedestrians from clearly seeing approaching traffic.

Drivers must not stop or park:

- within 20 metres of an intersection with traffic lights
- within 10 metres of an intersection without traffic lights



This rule does not apply if you are parked in a marked parking bay or where signage indicates parking is allowed.

5. Parallel parking

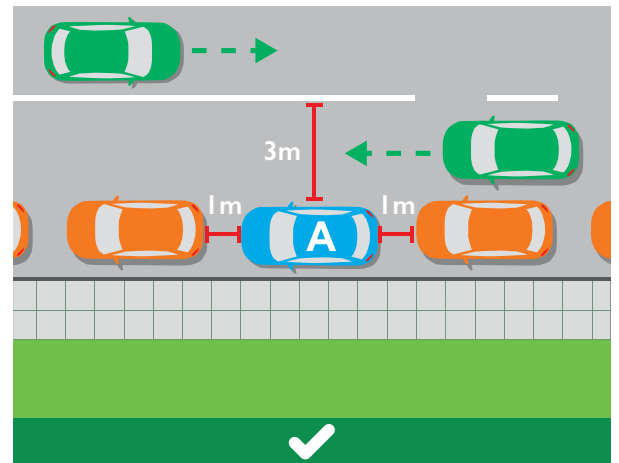
Road Rule – 208

When parallel parking, your vehicle must face the same direction as traffic on that side of the road.

Vehicles must be positioned so they are parallel to, and as close as practicable to, the kerb.

Parking incorrectly can create a hazard for other road users and may result in a fine.

An example of correct parallel parking is shown below.



6. Note

Exceptions to stopping and parking rules

Stopping and parking rules do not apply in the following situations:

- to avoid a collision
- if your vehicle is disabled
- due to the condition of a driver or passenger, in the interests of safety
- to deal with a medical emergency
- to obey the directions of a police officer
- to comply with another law

In each case, you must not stop or park for longer than necessary and should move your vehicle as soon as possible.





Department of State Growth

GPO Box 536

Hobart TAS 7001 Australia

Phone: 1800 030 688

Fax: 03 6233 5800

Email: rsac@stategrowth.tas.gov.au

Web: www.rsac.tas.gov.au

Five Misunderstood Road Rules
(Parking Edition), version 1

© State of Tasmania, April 2026